HEE-046 High density inserts

500V 16A 46+ ⏚

Inserts

Hoods/Housings: size 24B, please find the details on page 15-108~15-150.

Crimp terminal

order crimp contacts separately



Insert	Designation	Order No.
Male	HEE-046-MC	123 046 010 0011
Female	HEE-046-FC	123 046 020 0011
Male	HEE-046-MC/N[2)]	123 046 010 0101
Female	HEE-046-FC/N[2)]	123 046 020 0101

2).for crimp contacts 16A-Enhanced III ,see page 13-04.

1) Distance for contact max. 21 mm

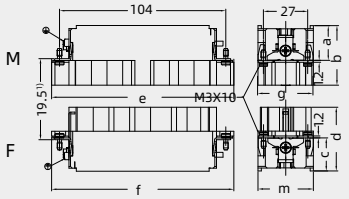

	a	b	e	g	c	d	f	m
M/F	18.5	33.8	110.5	34.4	18.3	36.2	110	34.4
MC/FC	18.3	33.8	110	34.4	18.2	36.2	110	34.4

Contact arrangement view from termination side



Panel cut out for inserts for use without hoods/housings

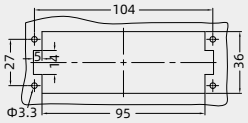

Crimp contacts

Crimp contacts 16A

Contact resistance ≤ 1mΩ
silver plated

gold plated

Male	Order No.	Female	Order No.
CESM-0.37	101 019 110 0301	CESF-0.37	101 019 120 0301
CESM-0.50	101 019 110 0401	CESF-0.50	101 019 120 0401
CESM-0.75	101 019 110 0601	CESF-0.75	101 019 120 0601
CESM-1.0	101 019 110 0801	CESF-1.0	101 019 120 0801
CESM-1.5	101 019 110 0901	CESF-1.5	101 019 120 0901
CESM-2.5	101 019 110 1001	CESF-2.5	101 019 120 1001
CESM-3.0	101 019 110 1101	CESF-3.0	101 019 120 1101
CESM-4.0	101 019 110 1201	CESF-4.0	101 019 120 1201
CEGM-0.37	101 019 210 0301	CEGF-0.37	101 019 220 0301
CEGM-0.50	101 019 210 0401	CEGF-0.50	101 019 220 0401
CEGM-0.75	101 019 210 0601	CEGF-0.75	101 019 220 0601
CEGM-1.0	101 019 210 0801	CEGF-1.0	101 019 220 0801
CEGM-1.5	101 019 210 0901	CEGF-1.5	101 019 220 0901
CEGM-2.5	101 019 210 1001	CEGF-2.5	101 019 220 1001
CEGM-3.0	101 019 210 1101	CEGF-3.0	101 019 220 1101
CEGM-4.0	101 019 210 1201	CEGF-4.0	101 019 220 1201

More crimp contacts16A see P13-04.

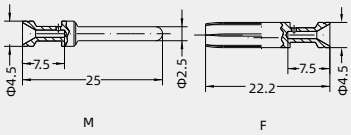

Identification	Wire gauge		Stripping length
no groove	0.14-0.37 mm²	AWG 26-22	7.5mm
no groove	0.5 mm²	AWG 20	7.5mm
1 groove	0.75 mm²	AWG 18	7.5mm
1 groove	1 mm²	AWG 18	7.5mm
2 grooves	1.5 mm²	AWG 16	7.5mm
3 grooves	2.5 mm²	AWG 14	7.5mm
wide groove	3 mm²	AWG 12	7.5mm
no groove	4 mm²	AWG 12	7.5mm

When the wire gauge is less than 0.75mm2,it's better to use the auxiliary pin assembly tool TL15.

Tools

Crimping tool

Contact removal tool

Wire gauge	Designation	Order No.
0.14-4mm²	TL02G	198 001 001 0011

Wire gauge: 0.14-0.37mm²please select TL02 Crimping tool.

Application	Designation	Order No.
for crimp contacts 16A	TL01	198 001 000 0002

More tools detail please find the page32-03~32-06.

Notes: The tools for crimp terminal may influence the product quality and stability. Please select the tools recognized by our company.